



Fallbrook Quilt Guild Newsletter October 2018

President's Message

Hi Everyone,

Isn't October wonderful? The promise of pumpkins, crisp cooler weather and pretty autumn leaves to enjoy.

I had a chance to attend the San Diego quilt show in September and as always it was a remarkable display of beautiful and inspiring quilts. I even came home with fabric and a few patterns, imagine that?

We have welcomed quite a few new members to our guild recently. Please reach out and say hello to these ladies, it's great to meet some new friends.

Collette Ford has some great speakers and workshops lined up for October and November. Please take a look at what's coming up and join us for a chance to learn something new. How are you all enjoying Ann Turley's mystery quilt? It is going to be quite something, can't wait to see what you all have done with it.

Happy Fall and good quilting to one and all!

Sylvia Williams



NEW MEMBERS

PENNY BOTTOMLY B/D 5-11
709 YUCCA RD, FALLBROOK, CA
714-325-0084 vbplayer77@gmail.com

ALYSHA HARAN
1591 QUIET TRAIL DR,
CHULA VISTA 91915
858-245-4732 alyshaharan@aol.com


Meetings and Workshops for 2018/2019

October 4, 2018 Tina Curran presents "My Design Process –From Concept to Quilt"

The purpose of this talk is to share Tina's design process, step by step, highlighting the inspirations and obstacles that pop up along the way. Her hope is that this talk will demystify the process for others and encourage them to start designing their own quilts.

October 6th "Whimsical Garden" workshop with Tina Curran.

Good news!!! Tina Curran graciously agreed to extend the time for workshop sign-ups until the evening of our meeting on October 4th. We need ten paid registrants to hold the workshop. So, if you want to attend this fun workshop, please plan to sign up and pay the registration fee at the October 4th Guild meeting.



Tina Curran presents "Whimsical Garden"


This workshop involves making a pieced background, fussing cutting flowers (from floral fabrics), adding cut stems, and then fusing down & raw edge appliquéing all the flower heads and stems to the background fabric. The class project finished at about 24" x 24". The class supply list is at [Whimsical Garden Supply List](#)

November 1 Heidi Stagno presents "Hints for Successfully Quilting Your Quilt"

You've finished piecing your beautiful quilt top. Now you are faced with how to quilt it. Join Heidi, owner of Heidi's Longarm Quilting Center, as she shares the elements she considers when deciding on how best to enhance the quilt top through the quilting.

November 3, 2018 Heidi Stagno Workshop: "Rulers, Templates & Stencils"

A little bit of ruler work goes a long way. Enhance your free-motion and feathers with some straight lines. The refined quilting makes the quilt pop! The contrast between the clean straight lines and the movement of the free motion makes for a high end show stopping look.



For more information, please contact: Collette Ford, programs1819@cox.net

Fallbrook History Quilts To Be Displayed at the Reche School House.

Please stop by the Reche Schoolhouse Annual Open House on Saturday, September 28th from 1-3pm. The history group from the FQG will be displaying their Fallbrook history quilts. The quilts were last displayed at the 2017 FQG Quilt Show. Ann Harris, Carol Carpenter, Jewell Burke, Ardis Duhachek, Sandy Scott, Lou Cobb and Pam Frisbie made the quilts.

There will be the official unveiling of the reconstructed Hindorff Adobe, live music, vintage cars, tours and refreshments. Reche Schoolhouse is located at 1319 Live Oak Park Road, Fallbrook.

Ardis duhachek

HOSPITALITY

Many thanks to all the fantastic ladies (8 in all) who brought all those delicious refreshments to our September meeting. Looked like everyone enjoyed the feast.

There are 4 people signed up for October. If you'd like to bring something special we'd love to have it.

Thank you all for being so gracious.

Barbara Vajda



OCTOBER MYSTERY QUILT INSTRUCTIONS—Ann Turley

Building Blocks

You have made all the units necessary to construct the blocks, and after this month's installment you will finally get a hint of what they will look like. For each section you will need ONE four-patch unit, ONE dark #1 **2-½"** square and TWO matching or coordinating pointies. Referencing the photo for color placement, make **36 units**.

SCRAPPY – pointies should either match or color coordinate. **PLANNED FABRICS** – pointies will match, dark square should be the same fabric as the four-patch. Be mindful of placement of the pointies!

That's all until November.

Ann Turley



QUILTS OF LOVE — MaryAnn

12 beautiful baby quilts turned in this month!



Barb Anderson 1
Chelley Erickson 1
Marj Freda 1
Bev Gilby 2
Ardis Duhachek 1
Connie Follstad 1
Penny Bottomly 3
Jane Carpenter 1
Nora Fusco 1

OCTOBER

6 VIKI LEWIS
22 LINDA WRIGHT
31 SHARON WHELAN



Guild Days at Visions Art Museum: Contemporary Quilts + Textiles

You're invited!

Visions Art Museum invites the members of Fallbrook Quilt Guild to visit **free-of-charge**. We'll waive our admission, offer docent tours and welcome you with open arms! ***This invitation is good October 23 through November 30.***

It's simple: when you arrive, let our Welcome Desk volunteer know you are with Fallbrook Quilt Guild and then explore to your heart's content.

Docent tours available! Email lisa@visionsartmuseum.org to schedule a docent tour for groups of five or more.

EXHIBITIONS:

📅 **Quilt Visions 2018: Connections**

📅 **Bridges** – Visions Member Challenge

PLAN YOUR VISIT

Visit www.visionsartmuseum.org/visit/ for directions to the museum.

Hours:

Tuesday – Saturday 10 am – 4 pm

Sunday 12- 4 pm

Closed Mondays and major holidays

Liberty Station has become an Arts & Cultural destination peppered with many unique dining experiences! Visit www.libertystation.com to make your lunch plans.

2825 Dewey Road, Suite 100

San Diego, CA 92106

(619) 546-4872

www.visionsartmuseum.org

Fallbrook Quilt Guild General Meeting Minutes - September 13, 2018

The meeting was called to order by president, Sylvia Williams followed by the Pledge of Alligance

Collette Ford introduced our guest speaker, Nancy Ota.

Break

Sylvia shared a letter from Camp Pendelton thanking us for the quilts that we've given their new moms.

Treasurer's report was given by Betsy Shirkey.

Sylvia gave an update for the Ways and Means opportunity quilt. She is taking it to the San Diego Quilt Show and asked anyone interested in helping, to contact her. Jan Conklin also gave an update on the income to date for the quilt.

Membership report by Mara Woods and Karen Johnston- 84 members, 1 new member, and 3 guests.

Ardis Duhachek announced that some of the quilt guild history was given to the historical society. On Sept 29, the quilt will be displayed at the Reche Schoolhouse.

Penny Bottomly said that this Saturday 50% of the profits from Chipotle would go to Canines for Companions.

Sandy Scott let everyone know that directions, for the mystery quilt blocks, are on the guild website. She also said her church is making Quillows for the homeless. She said you can get directions from the internet. Anyone wishing to help, can contact Sandy.

Hospitality - Barbara Vajda said more people than expected brought something for our snack table.

*Show and Tell
Monthly Drawing
Cup and a Quarter
Door prizes*

Next Executive Board Meeting is cancelled, due to many members being out of town and a conflict with the San Diego Quilt Show.

Meeting Adjourned

Minutes prepared and submitted by Jo Anne Russell



REMINDER

Next meeting is **October 4** at the Fallbrook Community Center.

Don't forget;

Name tag


Show and Tell Quilts

Quilts of Love

Birthday Girls door prizes

The Newsletter deadline is the 20th of each month.

QUILTDLT@AOL.COM — Diane Trappen



The Village Quilter
Fallbrook Quilt Guild
P.O. Box 1704
Fallbrook, CA 92088

www.fallbrookquiltguild.com
On Facebook—search Fallbrook
Quilt Guild