

# Block of the Month March 2008 - Kite Fallbrook Quilt Guild

Cutting instructions

Finished size: 6" x 15"

Sky Blue Fabric

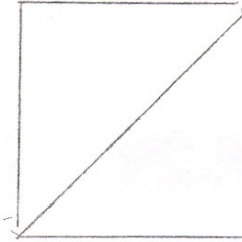


A: 1 - 3-7/8" x 3-7/8" -

\*\*All A's - Cut on diagonal as shown

B: 1 - 3-5/8" x 7-3/8"

C: 1 - 6" wide x 6-1/4" long



*Not to scale*


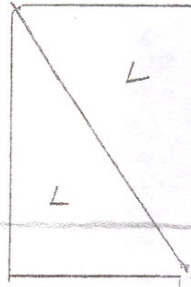
Bright Fabric 1



A-1: 1 - 3-7/8" x 3-7/8"

\*\* All B's - Cut on diagonal as shown

B-1: 1 - 3-5/8" x 7-3/8"



Bright Fabric 2



A-2: 1 - 3-7/8" x 3-7/8"

B-2: 1 - 3-5/8" x 7-3/8"

Left side

Right side

Assembly of block

Be creative making a tail for the kite. Use the scraps, embroider, ribbon, yarn, etc.

