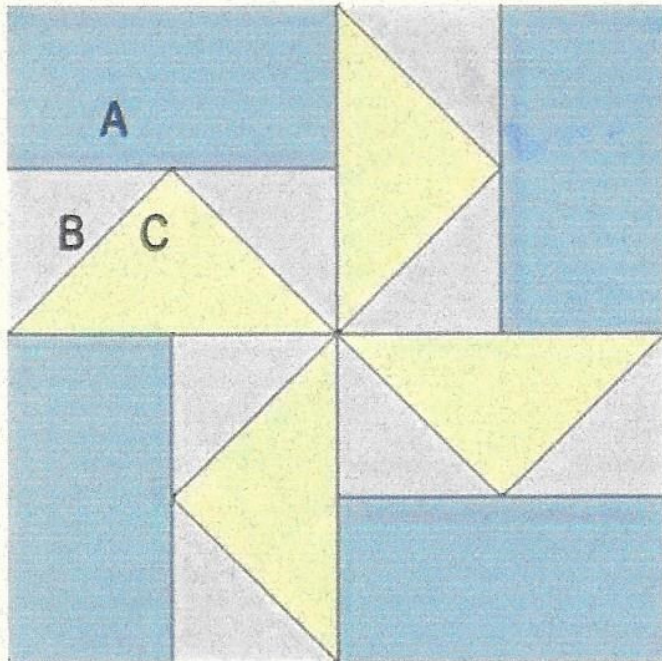


Fallbrook Quilt Guild Block of the Month

Louisiana Block 8" July 2015




CUT:

A Four $2\frac{1}{2}'' \times 4\frac{1}{2}''$ rectangles




B Four $2\frac{7}{8}''$ squares;

Then cut once diagonally.




C One $5\frac{1}{4}''$ square

Then cut twice diagonally.



Assembly instructions:

-  Flying geese units: Sew one small triangle B to one diagonal edge of the large triangle C. ; press toward the small triangle. Sew the second small triangle to the other diagonal edge of the large triangle to make a flying-geese unit; press toward the small triangle.
- Sew each of the four flying geese unit to an A rectangle. Press toward A rectangle.
- Piece two units together at a time. Then the whole as pictured.