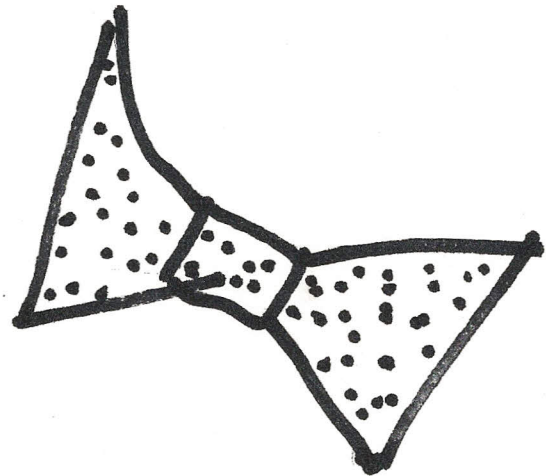



Fallbrook Quilt Guild

Block of the Month
July 2009

BABY BOWS

5 1/2" square



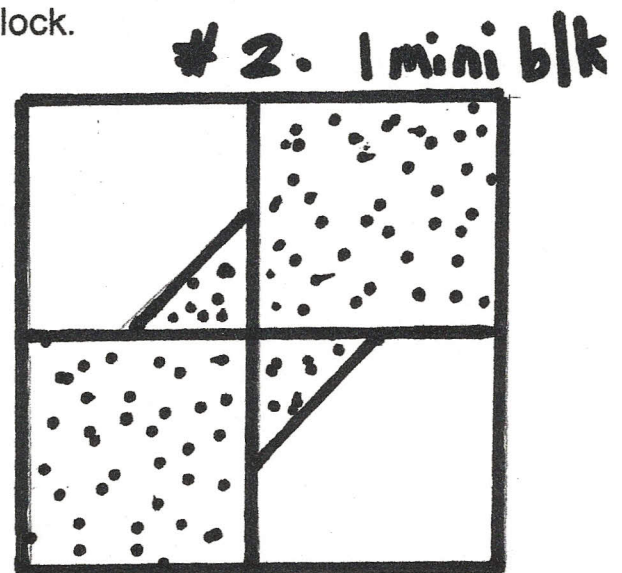
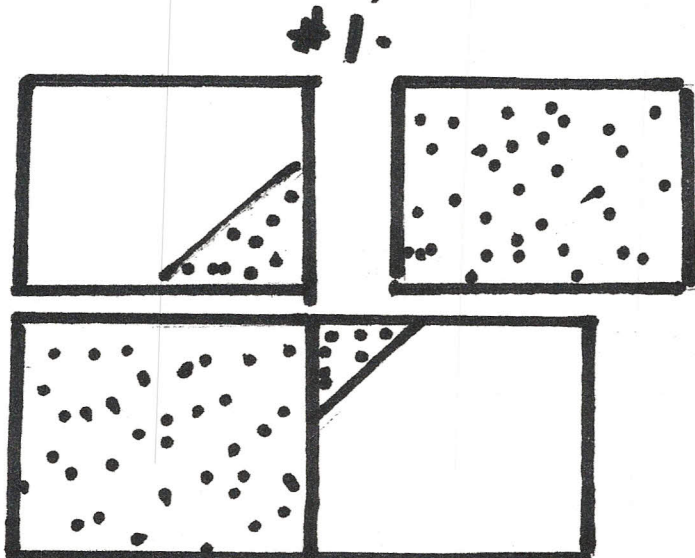
Cutting instructions: From light fabric - cut 8 3" squares
From scrap fabric cut -
8 3" squares
8 1 3/4" squares

Sewing instructions:

Please note that you will be making 4 small squares NOT to be joined into one large square.

1. Referring to block assembly diagram, sew one 1 3/4" scrap square to one corner of each light 3" square. Press and trim to 1/4" seam allowance.

2. For each block select 2 3" scrap squares and 2 #1 squares. Join referring to block assembly diagram. Complete all four mini blocks. REMEMBER to *not* join them into one larger block.



Any questions??? Call Ann Harris (731-2226) or Michelle Wood (728-7750)