


Kaizen



White cut one $6\frac{1}{8}$ " square, then cut in half diagonally to make 2 triangles




White cut two $3\frac{1}{2}$ " squares



Peach cut two $3\frac{1}{8}$ " squares, then cut each in half diagonally to make 4 triangles total

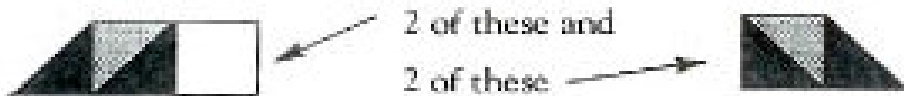


Black cut four $3\frac{1}{8}$ " squares, then cut each in half diagonally to make 8 triangles total




Blue cut one $6\frac{1}{2}$ " square.

1. Sew black triangles to peach triangles and white squares. Be careful to copy the direction.



2. Sew #1 above to sides of blue square. Then sew #2 above to top and bottom of unit.



3. Sew large white triangles to corners.

