


The Village Quilter



Guild Programs and Workshops, 2013/2014...

Workshop sign up contact: Andrini Lilly 760.533.6443

Do you know what a bargain it is to take classes through our Quilt Guild? Classes at Road 2 California and International Quilt Festival run anywhere from \$85 and up plus material fees paid to instructors. Your Guild offers classes for the low price of \$30 plus any material fees paid to instructors. We provide quality instruction for a great VALUE!

In September you have the opportunity to take an Introduction to Needle Felting class from Phyllis Binkley. Phyllis is an accomplished art quilter. Known for her beautiful felted landscape art quilts, she was recently Artist in Residence at Asimalor. Please take a look at her website: landscapeartquilts.com.

Class fee \$30 members, \$40 non-members

Materials fee of \$20 covers: Wool base fabric, one for a landscape and one for a flower, 9X12 inches

All the wool roving and yarns to be felted into the pieces

Stabilizer to iron onto the back of the pieces

A variety of other fabrics to create different textures and reflections



Students need to purchase a **Clover hand felting tool and sponge**. Bring pins and scissors. **If you have an Embellishing Machine, bring it along.**



Come learn something new!

Contact Andrina Lilly to sign up 760-533-6443

Workshops will be held at: *Fallbrook Senior Center,*
399 Heald Lane, Fallbrook CA

9:00AM to 3:00 PM

Contact Andrina Lilly 760-533-6443

Please be set up and ready to start at 9:00AM
\$30 for members, \$40 for non-members..
Bring lunch and drink if desired.

Looking ahead:

Be sure to stop by my table for the new workshop brochure.

October: Mindy Gonzales, program only, Textile Care & Preservation

January: Member Trunk show

February: Nancy Ota, Sashiko

March: David Taylor: (Fri.) Basic Machine Applique,
(Sat.) Precision Machine Piecing

April: Terrie Linn Kygar: Creative Quilts from your Crayon Box

May: Sally Schneider: Happy Days

President's Message—September 2013

I can hardly believe it, the Quilt Show is less than 90 days away. I hope lots of you are putting the final touches on your quilts for the show. We had a great meeting filled with lots of laughs. Thank you all for the kind words and encouragement as I undertake the honor of being your president. Please do not hesitate to bring your thoughts and ideas to my attention.

I hope to see many of you at the meeting on September 5, 2013 as we have quite a few important issues to discuss. Here are a few items, please be ready to discuss them at the September meeting.

- The 2013-2014 Budget approval
- The Board recommends that the “general rule” that the outgoing President shall receive a “life membership” be discontinued for future presidents, including the current president. Not to affect previous presidents prior to 2013-2014 .
- Include in bylaws that membership dues are non-refundable.
- Guild Chair – Excursion Coordinator status?

Our request for non-profit status has been accepted by the State of California. We have been notified that they will make a decision within 90 days.

The Executive Board is unable fund the scholarship for one of the recent applicants because she failed to meet the condition of enrollment for the 2013-2014 school year. We understand this was a disappointment to the recipient; however, it is imperative that the Fallbrook Quilt Guild's actions are consistent with its bylaws and past practices.

Happy Quilting,

Sharon Baker Bakegold@msn.com



Newsletter Scoop

By the 15th of each month Please send your submissions for the next Newsletter to Diane Trappen
Email: quiltdlt@aol.com

The Inside Scoop

Workshop for July	1
Presidents Message	2
Quilt Guild Auction	3
Calling all Quilts..Quilt Show	4
Textile Boutique UFO's	3
Executive Board	3
Fallbrook Faire Booth	5,6
Budget	7
Quilt Show Entry Form — Insert	

Ladies, please read this *Very Important Message for Quilt Auction..*

QUILT GUILD AUCTION

It is that time again – auction time. Your quilt donations to the Quilt Show Auction are desperately needed. All sizes and types accepted (even unfinished).

Some quilts will be displayed in Fallbrook shop windows during Scarecrow Days in early October so donations prior to that time would be greatly appreciated. However, donations can be made through the 1st of November. You may bring your quilts to the Quilt Guild Meeting or contact Betsy Shirkey at 760 275-9086 or Tina Rainey at 760 223-2560 and one of us will happy to pick up your donation.

We love to have information about the quilt and/or the maker; so attach a note if possible. Also, if you want to make sure that your quilt sells for no less than a certain amount, attach a note. If we are unable to get enough money, the quilt will be returned to you. The auction plays a major role in the financial success of the quilt show. It is our goal to have at least 50 items to auction.

Thanks in advance for your help.

Tina Rainey and Betsy Shirkey



FALLBROOK QUILT GUILD EXECUTIVE BOARD 2013– 2014

President	Sharon Baker	bakegold@msn.com
1st Vice President	Andrina Lilly	andrina@cox.net
2nd Vice President	Ann Turley	ann@annturley.info
Secretary	Sylvia Williams	syliw@roadrunner.com
Treasurer	Cheryl Jeter	imasor@msn.com
Ways and Means	Anne Ondraka	aondraka@sbcglobal.net
Membership (Chair)	Susie Alderson	susiealderson23@gmail.com
(CoChair)	JoAnn Russell	Jruss86965@aol.com
Newsletter Editor	Diane Trappen	quiltltd@aol.com



CITRUS BELT QUILT CLASSES

For a limited time Citrus Belt Quilt Guild in Redlands is opening its monthly classes to other guilds at a discounted rate. You can take an all day class for the special price of \$30, which is normally only available to CBQ members. The classes are the last Thursday of the month and run from 9:00am to 3:00pm. We get top notch teachers such as Peggy Marftin, Betty Alofs, Wendy Mathson, Laurel Anderson and Bobbi Finley just to name a few.

To take advantage of this limited time offer go to citrusbeltquilters.org for upcoming teachers and then contact Ann Astran at 951-707-9028 or Susan Astran at 909-754-1657 to reserve your spot today.

Thank you,

Cindy Chrisler, SCCGQ Representative ——— Citrus Belt Quilters

2012-2013 Opportunity Quilt

Let's clear up any confusion regarding the tickets for this quilt that you may still have in your possession. We will be drawing a winner in June 2014—so, if you still have tickets, please turn them in to Ways & Means.

Thank you, Ann Turley



Calling All Quilts and Quilts!!!

Hey quilters! The quilt show is only 3 months away.

Thanks to Linda Flynn for taking on the Donations Committee, to Rosalie Mikelson for taking the Entry Forms Committee and to Ann Harris for taking the Decorations and Flowers Committee – I know they will run smoothly.

Some very important committees are still vacant. The Program and Quilt Tags committee is makes the tags that hang on the quilts to identify the maker and special information about the quilts, as well as producing the program for our visitors.

The Advertising and Signage Committee's work is almost complete. The flyers, posters and book-marks have all been designed, printed and distributed. The rest of the work involves getting the banners set up the week before the show, and putting up the signs at the show site on set-up day.

Photography and Supplies and Clean-Up are the last two committees which have no leader.

All the committee descriptions are on the website. Please review the descriptions so you can tell me which committees appeal to you. Everyone should be involved in helping out; it is your show!

Thanks to all those who have already volunteered; your contribution makes a huge difference in the success of the show. A member of the guild who has been in the guild for a while should ask a newer member to help with one of these committees. You get to know each other and can find out about your mutual interests.


Rosalie Mikelson is waiting with baited breath for entries. **DUE DATE IS SEPTEMBER 5.** You may fill out the entry forms on the website (click the Quilt Show page and then scroll down a ways until you see the link for the Entry Form). Print the form and then change what information you need to change for the next form. If there are questions, please call Rosalie.

Sandy Scott



NEW EMAIL ADDRESS:

aondraka@gmail.com






Fallbrook Fall Faire Day Calling All Quilters!

**Sunday, October 6th
10:00 – 4:00**

Fallbrook Art Studio



Bring your    and your happy selves to show the visitors the various techniques involved in creating quilts. Show any facet of quilt making such as sewing blocks, sandwiching your layers, hand or machine quilting, or binding. Share your knowledge and love of quilting with folks of all ages as you represent the **Fallbrook Quilt Guild**.

There will be an air-conditioned room to work in with tables and chairs, convenient restroom facilities, hot coffee and cookies. Come for a couple of hours or bring your lunch and stay the day!

This is an excellent opportunity to share the art of quilting as well as promote attendance for our **Quilt Show** in November. Please call **Shirley Fleming 760-310-7964** to put your name on the list of demonstrators for this special event.

Shirley Fleming and Lou Cobb



Handcrafted Halloween, Fall, and Thanksgiving Items Needed for Fallbrook Fall Faire Booth

October 6th!



Now is a good time to bring out those Halloween, Fall and Thanksgiving patterns and fabrics you haven't made up yet. Sew them into table runners and napkins, wall hangings, door decorations, pincushions and pumpkins, Trick-or-Treat bags or? and let us sell them at our guild's booth on Main Street for the Fallbrook Fall Faire on October 6th. Use up those seasonal fabrics you have in your stash! Put them to good use by raising funds for our guild.

Our guild has this great opportunity to make some money as well as advertising for our Quilt Show in November! We will be handing out quilt show information, too, and directing folks to our quilting demonstrators at the Fallbrook Art Studio on East Alvarado Street, too! Call Shirley Fleming or Lou Cobb so we can pick up your donations—we're in the guild directory. Or, bring them to our September guild meeting. Please help us and your guild make our booth a success!

Thanks a bunch!

Shirley Fleming and Lou Cobb



FALLBROOK QUILT GUILD 2013-2014 BUDGET		
	2013-2014 Budgeted Income	2013-2014 Budgeted Expense
Block of the Month		0.00
Challenge Project		0.00
Quilts of Love		1000.00
Cup and A Quarter	500.00	0.00
Donation		
Door Prizes	500.00	0.00
Historian		0.00
Hospitality		350.00
Library		0.00
Membership	2400.00	300.00
Member Badges		
Monthly Drawing	600.00	0.00
Newsletter:		
Advertising		
Distribution		300.00
Printing		500.00
Website Host Fee		400.00
Ways & Means	3000.00	500.00
Opportunity Quilt 2012-2013 Flowers in the Night		0.00
Opportunity Quilt 2013-2014 Design and Construct		0.00
Scholarship & Grants		1500.00
Sunshine		0.00
Workshops/Programs:	2500.00	10000.00
Space Rental		2530.00
Quilt Show 2013	15000.00	6500.00
Mongolian Quilt	0.00	0.00
Operating Expenses		
Directory		400.00
Insurance (SCCQG)		350.00
Legal		1000.00
Exempt Status Filing Fee		0.00
Meeting Room Prepaid Rent (8-12 thru 1-13)		2100.00
Miscellaneous		100.00
P. O. box		60.00
Treasurer		50.00
SCCQG		150.00
General Fund Transfer	2590.00	
TOTALS	27090.00	27090.00

THE VILLAGE QUILTER
FALLBROOK QUILT GUILD

P.O. BOX 1704

FALLBROOK, CA 92088

Website

www.fallbrookquiltguild.com



FIRST CLASS MAIL

**Next Meeting: Thur., SEPT 5
at 6:30pm at the Fallbrook
Community Center. Corner of
Fallbrook Street and Heald.**

DON'T FORGET...


- FQG name tag
- Block of the month
- Show and tell quilts
- Quilts of Love
- Library books due
- Door prizes by Sept. birthday girls
- Greet guests, invite a friend
- Chat with new people and show them around!



HAPPY BIRTHDAY
SEPTEMBER

- | | |
|----|------------------|
| 1 | Jane Larson |
| 3 | Cheri Heinecke |
| 10 | Pat Spencer |
| 13 | Tina Rainey |
| 17 | Joyce Ansell |
| 17 | Betty Hall |
| 17 | Gigi Sartor |
| 19 | Ruby Hoffman |
| 23 | Chelley Erickson |



	For Committee Use Only Row # ___ Panel/Wall # ___ Item # ___	Entries must be submitted by a current FQG Member. Deadline for entry form is the <u>September meeting (no exceptions)</u> Entry # _____ (Assigned by Entry Taker)
	Fallbrook Quilt Guild QUILT SHOW 2013 — QUILTED TREASURES ENTRY FORM Please print or type clearly (one form per entry)	

Guild member submitting form _____ My entry # _____ of _____

Quilt maker _____ Quilt owner _____

Quilter _____ Phone _____

Pattern name _____ Main color(s) _____

Name of quilt entry _____ Quilt size: width (L to R) _____ inches X length (T to B) _____ inches

Please check the techniques used for your entry:

<input type="checkbox"/> Hand Pieced	<input type="checkbox"/> Machine Quilted	<input type="checkbox"/> Hand Embroidered	<input type="checkbox"/> Machine Cross stitch
<input type="checkbox"/> Machine Pieced	<input type="checkbox"/> Hand Appliquéd	<input type="checkbox"/> Machine Embroidered	
<input type="checkbox"/> Hand Quilted	<input type="checkbox"/> Machine Appliquéd	<input type="checkbox"/> Hand Cross stitch	

Please check the categories that best describe your entry:

<input type="checkbox"/> Group (several people making one quilt)	<input type="checkbox"/> Holiday
<input type="checkbox"/> Original Design (You designed it)	<input type="checkbox"/> Baby/Children's
<input type="checkbox"/> Traditional patchwork	<input type="checkbox"/> Embellished and/or landscape
<input type="checkbox"/> Reproduction (30's, WWII, Civil War, etc.)	<input type="checkbox"/> Home Décor (table runner, table topper, pillows, etc.)
<input type="checkbox"/> Contemporary Art or Mixed Medium	<input type="checkbox"/> Wearable Art (jacket, vest, purse, etc.)
<input type="checkbox"/> Workshop or class	<input type="checkbox"/> Memoriam quilts (owned by deceased guild member)

Please indicate if you want this quilt shown with other quilts in the show: Please explain. _____

Description of project in 50 words or less: Please provide the name of the workshop/class, pattern, or book that your quilt is based on. If Memoriam quilt, please provide name of deceased member. _____

Permission to publish a picture and description on the FQG website: Yes No

Permission to include a picture on the show CD: Yes No

Please read and sign:

Every effort will be made to display items submitted with loving care. I understand that FQG does not insure the entries and I have checked my homeowners, renters' or other insurance policy to be sure my entry is covered for an unforeseen problem.

Signature of owner _____

Rules for entries:

1. A **photo** (no larger than 4x6) or line drawing or rendering of **entry item** must be stapled to the lower left of form **on the back**. Write item title and your name on the back of the photo or drawing.
2. **Fabric samples** must be stapled to the lower right of this form **on the back**. They should be no larger than 2" x 2". If fabric is not available, you may use paint chips which match the main colors.
3. A 4" finished sleeve is required for all quilts. Instructions are available.
4. A photo of you (**guild member submitting entry**) to be used on the tag for the quilt.

Bring completed form for each entry with photo and fabric samples to general meeting or mail to:
 Entry form chair: _____

Questions??? Call Entry form chair: _____
 You may photocopy this form.

Staple Entry Picture On Back HERE

Staple Fabric Samples On Back HERE