



# The Village Quilter

Official Newsletter of the Fallbrook Quilt Guild

Founded 1987

Issue 6 for the 2020-2021 Guild Year

March 2021

Fallbrook Quilt Guild  
PO Box 1704  
Fallbrook CA 92088

Facebook:  
Fallbrook Quilt Guild  
<https://fallbrookquiltguild.com>

## Guild Officers:

President: Sylvia Williams\*  
[sylvview001@gmail.com](mailto:sylvview001@gmail.com)

1st VP: Dixie Johns\*  
[dixieljohns@gmail.com](mailto:dixieljohns@gmail.com)

2nd VP: Ann Turley\*  
[ann@annturley.info](mailto:ann@annturley.info)

Secretary: Tricia Voight\*  
[catarheel@gmail.com](mailto:catarheel@gmail.com)

Treasurer: Barbara Vajda\*  
[panatives@yahoo.com](mailto:panatives@yahoo.com)

Compliance Officer: Dianne  
Parker\*  
[scarletto@msn.com](mailto:scarletto@msn.com)

Ways and Means Chair:  
Jan Conklin\*  
[Jan.conklin@verizon.net](mailto:Jan.conklin@verizon.net)

Membership Chairs:  
Mara Woods\*  
[77dogyogi@gmail.com](mailto:77dogyogi@gmail.com)  
Karen Johnston\*  
[karejohnston@gmail.com](mailto:karejohnston@gmail.com)

\*Executive Board

## Welcome to *SPRING!*

### *President's Message*

Hi Everyone,

Welcome to Spring, it's finally here! Seeing the return of budding flower trees and the scent of jasmine in the air is wonderful. I heard from many of you that you've received your first and perhaps second dose of the COVID-19 vaccine. Hopefully, that has helped in giving you some piece of mind that we may be able to get to the other side of this dreadful time. While we need to maintain our distance and zoom meetings for now, the time for seeing each other soon feels like a real possibility.

I urge you to continue to send in the projects you are working on for "show and tell." It's so great to be able to see what you have been up to.

Love and well wishes to you all!



Very best regards,

*~Sylvia Williams*

# Programs

I think that you would all agree that Anne Sonner did a great job in presenting her family history quilts last month. She is a wealth of information on the subject. For our March meeting, I've booked Elizabeth Eastmond of Riverside CA. She operates under the name of Occasional Piece Quilt; her work can be seen at [www.opquilt.com](http://www.opquilt.com). Her lecture is called Abecedary of Quilts, and I am sure you will all greatly enjoy it. This is how she defines this program:

• *Abecedary of Quilts—a series of stories about quilts, the people who quilt, and how quilting touches our lives. More than just a “I-sewed-this-square-to-this-triangle,” I tell about how quilting reflects our lives, how quilts carry stories and memories and years of our lives. At the end I talk about the Power of Quilting, nine impactful ways we are affected by, and affect others, with our creative work.*  
Please be sure to join us for this intriguing program.

## **SHOW AND TELL**

Let's all pull out our favorite spring-themed quilts this month! Flowers, chickens, rabbits, or baskets are all welcome and the more the merrier! Others are always welcome as well.

Please please, just remember these few points when you submit your photos:

1. They must be in jpeg format and nothing else.
2. You must send them to my email address *only* and not via text message.
3. I must have them no later than the Tuesday before a guild meeting. This month that will be March 2.

I will acknowledge receipt of your images and let you know if I have a problem with opening them.

## **ZOOM**

Zoom invitations go out by 8:30am the morning of our meeting. If you aren't receiving this invitation, let me know. ALSO, check your Spam/Junk folder first as it sometimes ends up in the trash.


Happy Quilting!

See you Thursday, March 4, starting at 6 p.m. for our informal chat; then on to the meeting at 6:30.

**ANN TURLEY**

[www.annturley.info](http://www.annturley.info)

# Elizabeth Eastmond of



ELIZABETH EASTMOND began quilting when she was a young mother expecting her first child. Since that time, she has made over 230 quilts in all styles: appliqué, machine-appliqué, pieced, English-Paper Pieced, improv, and has made numerous art quilts, with many of her designs inspired by her overseas travels with her husband.

She has been published in several magazines and books, had quilts juried in national quilt shows, given floor demos at QuiltCon, and recently has worked as a quilt and pattern designer, exploring pattern and color. With her multiple years as a community college teacher and her years as a quilter, she writes patterns that are clear and concise, full of illustrations.

She has written her blog, [OPQuilt.com](http://OPQuilt.com) for multiple years and has found that quilting friends are everywhere!



IG: [occasionalpiecequilt](https://www.instagram.com/occasionalpiecequilt) • [opquilt@gmail.com](mailto:opquilt@gmail.com)

Patterns available on [PayHip.com/opquilt](https://www.payhip.com/opquilt)

# *Fallbrook Quilt Guild General Meeting Minutes*

## February 4 Meeting

The meeting was called to order by President Sylvia Williams at 6:30 PM. Before beginning the meeting, Sylvia warned members about scam email that might be sent to them indicating that Sylvia was the sender. The message was headlined HELP. If you receive such an email, don't respond. Check the sender ID and make sure you recognize it before responding.

Our guest speaker was then introduced. Anne Sonner is a well-known quilter who specializes in history quilts. Family, childhood, special events and pets are some of her central themes. She enjoys using photos printed on fabric to personalize and explain her choice of fabric and design. Other embellishments include buttons, photos printed on a plastic material known as "Shrinky dink" and handwritten information about the subject. Generally, these are tiny quilts in the 18X24 inch range. One of her most interesting endeavors was her documentation of her family genealogy. Through her research she discovered she had ancestors on the Mayflower as well as many other historically significant individuals who had served in the Revolutionary and Civil Wars. The quilts she shared were very detailed and varied in color choices and fabric. We were all impressed and thankful for her thorough presentation.

Show and Tell followed the presentation in order that Ann could view our quilts and handywork. A Valentine background was used to showcase each entry and members were able to explain their work. Everyone has been working very hard and over 30 items were viewed. For next month, Ann requested a "green" theme for March and also encouraged us to consider using tonight's presentation for inspiration.

Dixie reported Quilts of Love are being made and presented despite the limits due to COVID-19. Everyone is encouraged to continue with their creations. They are very appreciated by the recipients.

Nancy Hill is busy with our scholarship effort. It is open to area seniors and applications are available on our website. They must be received by March 28, 2021.


Membership reports thirty-eight members have paid dues so far. Checks for \$15 can be sent to the PO Box found on the website.

Approximately thirty-five members participated in the Zoom meeting. It was the consensus of the group that we are enjoying our meetings and seeing everyone up close and personal. However, we are all looking forward to the time when we can meet again in person.

Respectfully submitted,

*Tricia Voight*


## *From Our February Show and Tell*



Valentine quilts from:  
Bev Aguilar (top left);  
Ardis Duhachek (top right); and  
Irene Althaus (left)

# Quilts of Love

**H**ow very much fun it is to see the deliveries of these lovely baby quilts. I think it's been so frequent that sometimes, my dogs don't even bark. Great job, quilters!



During the month of February nineteen quilts were turned in bringing us up to 134 baby quilts for local active-duty military families. Two more members, Rosalie Mikelson and Carol Wilson, have met or exceeded the recommended donation of two quilts a year for each member. In total, twenty-six members have achieved this so far. Many thanks to all of you.

The bin on my porch has been restocked with quilt kits and labels for those of you who are using your own supplies and need just the labels.

Just a reminder, here's my address:

2148 Stone Castle  
Gate Code #2148

*Thanks!*  
*Dixie Johns*

## HOW TO WATCH A MEETING ON ZOOM

1. **DEVICE:** A cell phone, tablet, or computer with a camera and an Internet connection.
2. **GETTING ZOOM AND LOGGING ON:** Two ways, and you don't need an account. First, go to Zoom.us and click on "join a meeting," then type in the Meeting ID and Password. Second and easiest way is to check your email for an invitation and click on the link. The link takes you directly to the meeting. This invitation will be sent out the morning of the meeting.
3. **ETIQUETTE DURING A MEETING:**
  - A. When you join a meeting you will be muted. If you come in early and want to visit with the other members, unmute yourself by clicking on the microphone in the lower left of your screen.
  - B. Use the Chat box to make comments and send questions to the Moderator.
  - C. If your screen doesn't show your name, please rename it so that we all know who you are. To do this, hover over your own picture until three dots appear in the upper right corner. Click and select "rename".
  - D. Phone and Tablet users: use your device in the horizontal/landscape position.
4. **AUDIO and VIDEO:** When you first sign in, click on "mute" (headset) and "audio" (microphone) so that both no longer have a red line running through them.

**NOTE:** if you have muted yourself, the moderator cannot turn on your mute or video. She can, however, send you a pop-up message asking you to unmute yourself or turn on your video.

5. **GALLERY AND SPEAKER VIEWS:** Controlled by clicking your choice in the upper right corner of the screen, Gallery View shows a thumbnail of everyone present over several pages if necessary, while Speaker View shows a large screen of the person who is talking.
6. **CHAT:** You can send either a public or private message. iPhone and Tablet – click on the dropdown menu under Participants and under # dots. Computer – Click Chat on lower tool bar.
7. **PINNING A SCREEN:** Use this function when a speaker is presenting a program, or during an event such as Show & Tell. **COMPUTER/TABLET:** you must first be in "Speaker View". Move your cursor to the upper right of the speaker's thumbnail and click on the 3 dots.. Now click on "Pin Screen" in the dropdown list. To unpin, click on "unpin" in the upper left corner of the large image. **IPHONE:** Swipe right to left to move from Speaker View to Gallery View. Double-click on any image to pin that person. To unpin, double-tap on the large image.

**8. READY TO LEAVE THE MEETING?: COMPUTER/TABLET** – On the toolbar at the bottom of your screen, look for a red button at the end on the right. **IPHONE** – tap the screen and look for a red button that says “leave”. Click and you’re done.

**If you have any questions, send me an email and I will do my best to help you.**  
**Ann Turley [ann@annturley.info](mailto:ann@annturley.info)**

The above information was condensed from an article prepared by Live Online Classes [www.LiveOnlineQuiltClass.com](http://www.LiveOnlineQuiltClass.com) RaNaeMerrill Quilt Design

## Scraps and bits from the Guild

If you are a new member of the Guild – over the past 2 years – we’d like to get to know you!

Please send a short bio:  
Did you just move to Fallbrook?  
How did you hear about the Guild?  
What’s your favorite type of quilting project?  
Do you have a favorite book/magazine to learn new techniques?  
Include a picture of yourself and any quilting projects  
(we love to see what everyone’s working on!)

The deadline for submitting material for inclusion in The Village Quilter is the 20th of the month preceding the publication date.

Send material to Charlotte Seidman at [cseidman7@gmail.com](mailto:cseidman7@gmail.com).

Thanks!

---

## Happy Women’s Day!

Celebrated on March 8 every year, International Women's Day is a day dedicated to honoring the achievements of women throughout history and all across the globe and is typically a day for women from all different backgrounds and cultures to band together to fight for gender parity and women's rights.

### March Birthdays

3 Mara Woods  
7 Charlotte Seidman  
8 Nonie Osborne  
9 Shirley Fleming  
25 Linda Huff  
25 Linda Musillami



## Men's Wear Is on a Quilt Trip

**W**ith a new take on timeless crafts and an ethos of reduce, reuse and recycle, designers across the spectrum are looking to patch things up. A fun story with a local connection!

<https://www.nytimes.com/2021/02/17/style/mens-wear-is-on-a-quilt-trip.html>

by Guy Trebay for the New York Times (shared from Quilterznooz)

**I**n 2019, Dr. Claire McKarns bumped into Tristan Detwiler at a fabric supply store in Encinitas, Calif. At the time Dr. McKarns, a physician, was 80. Mr. Detwiler, a handsome surfer with apostle's locks, a silver thumb ring, and a palm tree tattoo on his hand, was 21.

"I thought, well, that's interesting, a young man buying a lot of fabric," Dr. McKarns said by telephone last week from her home near San Diego.

For his part, Mr. Detwiler was nonplused by Dr. McKarns's friendly overture. "She said, 'What's a good-looking young boy like you doing in a sewing store?'" Mr. Detwiler said by phone from Southern California, where he also lives. "I was kind of shocked."

They had each, as it happened, found themselves at Yardage Town, a venerable retailer that closed in 2020, after 66 years in business, for the same reason. They were buying scraps to stitch quilts.

In Dr. McKarns's case it was for the patchworks she sews and donates to local charity auctions. Mr. Detwiler was scouting remnants for the quilts he began making for an art school thesis and then later scavenged and bought for Stan, a fledgling sportswear label that grew out of it.

The unlikely duo hit it off so well that they began a collaboration—she supplied him with quilts from a hoard she amassed over decades—that would lead to Mr. Detwiler's fine second collection which was shown Monday during the American Collections, as the rebranded New York Fashion Week is now called.

Neither one of them had taken much interest in crafts before adulthood. "I never sewed as a child," said Dr. McKarns, who practiced emergency medicine for most of her career. "I had no interest in it."

That changed one day when she came upon a quilt top in her mother's linen closet. Sewn by her great-grandmother, it had never been completed. "I asked my mom if I could have it to finish," Dr. McKarns said. "Someone showed me how to quilt, and that's it, I was hooked."

When he started Stan, Mr. Detwiler was looking to develop the necessary sewing skills unexpected in someone who had previously spent his spare time scouting surf breaks along the San Diego coast, along with an anchor in his birthplace and its varied narratives. “I see myself primarily as an artist and storyteller,” he said. “That’s what I believe in. Fashion is the easiest way to tell my story.”

For the latest Stan offering, Mr. Detwiler stuck mostly to surfer style jackets and hoodies, board shorts and chore jackets made from worn-out quilts he’d adroitly rejiggered as clothes.

The result was a standout in a day of disappointing designer efforts: stuff like the skirts, skorts, and knit tunics from Chelsea Grays, garments so laborious tattered they looked like the aftermath of a moth banquet; or Carter Altman’s Carter Young men’s wear staples organized around some sadly hoary signifiers of a nostalgia-steeped New York; or Aaron Potts’s APotts collection of clothes so intentionally without reference to secondary sexual characteristics they made you itch for a Cardi B video; or ONYRMRK, a new Los Angeles label designed by Mark Kim and Rwang Pam, whose layered plaid puffer parkas (try it three times fast) underscored fashion’s growing westward drift.

Mr. Detwiler shone in part because he filmed his collection on an assortment of acquaintances and friends, Dr. McKarns among them, in the shanties, barns and outbuildings of the historic Bumann Ranch, an 1886 German homestead in what was once known as the Olivenhain colony settlement. He learned of the place and its owners, Richard and Adeline Bumann, through his quilting group.

“The collection comes together in this video narrative of a guy saying how he sees this property as a window into the past, just like the quilts,” Mr. Detwiler said.

And the Stan designer is far from alone in mining hand-sewn textiles for their inbuilt resonances and stories, what Dr. McKarns called “the life of the person who made it and the resulting gestalt.”

Raf Simons, during his brief tenure as the creative director of Calvin Klein, delved enthusiastically into American patchworks. So, too, did Ralph Lauren before him. Junya Watanabe made the thrifty practice of boro patching a staple on the runways of Paris. More recently, the entrepreneur Maurizio Donadi, the unacknowledged godfather of garment upcycling, worked sprightly changes on repurposing old rags at Atelier & Repairs.

And in 2020 Greg Lauren, a Los Angeles designer, formalized his ongoing experiments with quilting by establishing a superlative line of clothing inspired by military patchworks. Made from production line overage, it is labeled GL Scraps.

“There’s a lot of conversation these days about artisanal upcycling, an appreciation of skills and crafts from the past,” said Bruce Pask, the men’s fashion director of Bergdorf Goodman and Neiman Marcus. Crediting Mr. Detwiler with adding a “West Coast Baja, California flavor” to the trend, Mr. Pask said: “You really can’t really talk about all this

without coming back to Emily Bode and how she has managed to create economies of scale.”

Mr. Pask was referring to how Ms. Bode, an award-winning designer who built much of her young career around neglected crafts and folk art, has begun outsourcing some of her textile production to India or rendering more fugitive textile patterns as prints. What seems clear is that the supply of these beautiful and often hand-sewn objects is not limitless: Even upcycling comes with ethical challenges.

“There are those who feel that if a quilt has outlived its usefulness, it’s fair game,” said Judy Buss, the executive director of the American Quilt Study Group in Lincoln, Neb. “But there are also those that say, no matter a quilt’s life stage, it is worth saving even the scraps.”

Mr. Detwiler is clearly in the former camp, and yet, mindful of the latter, he has taken a further cue from Ms. Bode and turned his eye to other goods scavenged from our collective linen closet. Certain of the best things in the new Stan collection were cut and sewn from vintage fringed wool blankets.

Better hide your tablecloths.



Tristan Detwiler in one of the jackets he created from old quilts.

# 4<sup>th</sup> Annual Spring Fling Craft Sale

15 Vendors selling:

- ❖ Handcrafted items
- ❖ Fabric stash and sewing notions
- ❖ Quilts
- ❖ Sewing Machines (Featherweights and others)

**Where:** 3508 South Granada Avenue  
Spring Valley CA 91977

**When:** Saturday - March 20, 2021

**Time:** 10:00 a.m. to 3:00 p.m.  
No early birds please!

CASH only – Face Mask required

For additional information call or text Donna Johnson  
at 619-895-1111

