
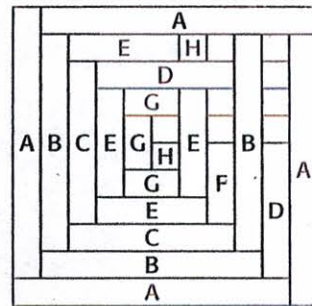










Block of the Month

June 2009



True Lover's Knot
11"



- | | | | |
|--|--|--|---|
| A  $1\frac{1}{2} \times 10\frac{1}{2}$ " | C  $1\frac{1}{2} \times 6\frac{1}{2}$ " | E  $1\frac{1}{2} \times 4\frac{1}{2}$ " | G  $1\frac{1}{2} \times 2\frac{1}{2}$ " |
| B  $1\frac{1}{2} \times 8\frac{1}{2}$ " | D  $1\frac{1}{2} \times 5\frac{1}{2}$ " | F  $1\frac{1}{2} \times 3\frac{1}{2}$ " | H  $1\frac{1}{2}$ " |

Cutting instructions:

From light color fabric

- Cut 2 - B
1 - D
3 - E
1 - F
1 - G
5 - H

From dark color (contrast) fabric

- Cut 4 - A
1 - B
2 - C
1 - D
1 - E
2 - G
5 - H

Assemble as per above diagram. **Happy Sewing!**

Any questions???? Call Ursula Hohaus-Hawkins 451-0378 or
Hildegard Duckworth 723-6556